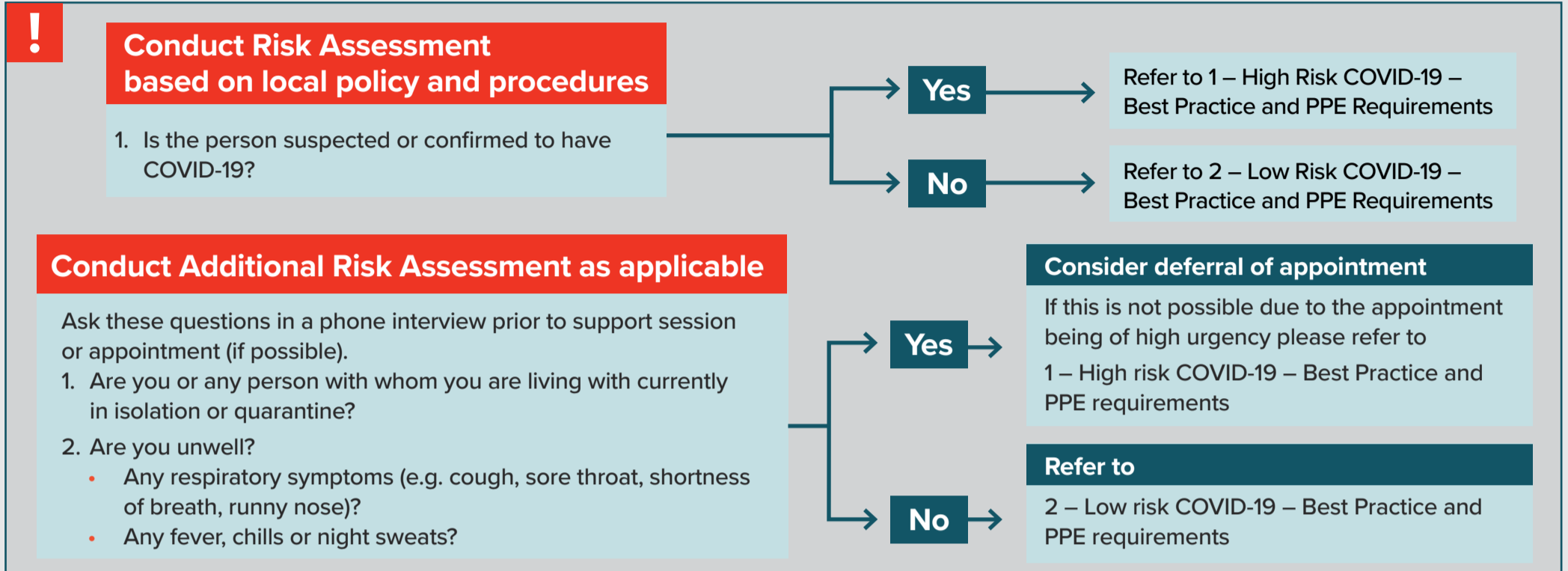


For Allied Health Professionals and GPs – in a non-hospital setting

This guide is intended for Primary and Community Healthcare Workers (HCW) who are required to treat people in a home or community care setting. This is a recommendation only and your specific industry standards for PPE should also be adhered to. HCWs in a hospital setting can refer to the COVID-19 Personal Protective Equipment (PPE) Decision Matrix and Infection Control Recommendations. This information is based on the best available evidence consistent with current decision recommendations from the Australian Government Department of Health and the Communicable Diseases Network Australia (CDNA) Series of National Guidelines. Information is subject to change as national advice is updated.



1 – High Risk COVID-19 – Best Practice and PPE Requirements

Worker to ensure that they are well and PPE is in place PRIOR to providing their client with recommended PPE e.g. surgical mask.

^Particulate filter respirator (PFR)
e.g P2/N95 respirator or equivalent recommended

- Perform a fit check each time a PFR is put on
- Change between interactions (one use only)
- Change if soiled, wet, damaged or contaminated (coughed or sneezed on)
- Mask must not be left around neck
- Wearers should not touch the front of the mask
- Hand hygiene to be performed upon touching or discarding a used mask

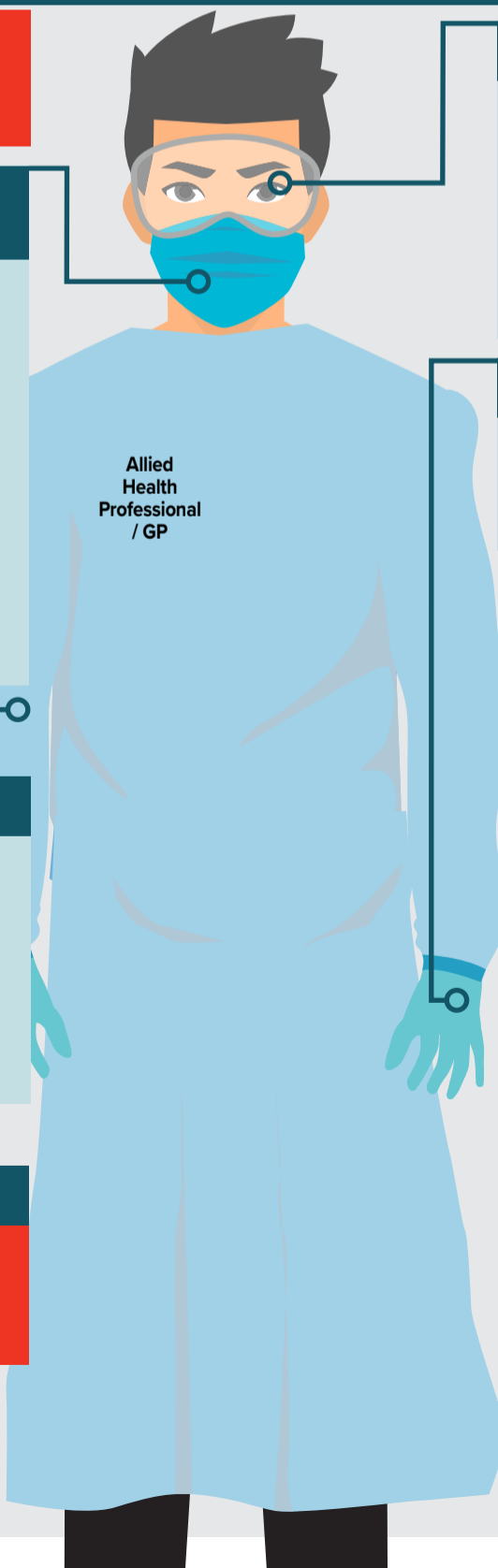
Note: If you are unable to wear a PFR for medical or other reason, refer to local policy and procedures

Disposable Gown – Long Sleeve

- Put on the gown so that your front and arms are fully covered and gown opening is at the back
- Fasten ties at the neck and at the back
- Tuck gown cuffs under gloves
- Dispose of gown between interactions (single use only)

Waste

All waste, including PPE, is to be disposed of as clinical waste for suspected or confirmed COVID-19 cases.



Eye Protection – goggles or face shield

- Must be cleaned after each interaction, using either detergent and water/detergent wipe, allowed to dry and followed by an alcohol or disinfectant wipe and allowed to dry
- NB – prescription glasses are not considered protective eye wear

Gloves

- Disposable examination gloves
- Change between interactions (single use only) and perform hand hygiene

Suggested PPE Sequence*

Hand Hygiene must be performed when putting on and taking off PPE.

Putting on PPE

- 1 Hand hygiene
- ↓
- 2 Gown
- ↓
- 3 Respiratory protection
- ↓
- 4 Eye protection
- ↓
- 5 Gloves

Taking off PPE

- 1 Gloves
- ↓
- 2 Hand hygiene
- ↓
- 3 Gown
- ↓
- 4 Hand hygiene
- ↓
- 5 Eye protection
- ↓
- 6 Hand hygiene
- ↓
- 7 Respiratory protection
- ↓
- 8 Hand hygiene

*this is an example of sequencing as per the current Australian guidelines.

[^]For persons wearing a PFR, fit testing is a requirement of the Australian Standard AS/NZS 1715:2009

2 – Low risk COVID-19 – Best Practice and PPE requirements




Hand hygiene



Cough and sneeze etiquette



Also refer to local policy and procedures



PPE

Standard PPE usage and work practices apply based on activity. Also refer to current directions regarding universal mask use. [covid-19.sa.gov.au/emergency-declarations](https://www.covid-19.sa.gov.au/emergency-declarations)



Maintain physical distancing of 1.5m where possible

For client transport advice refer to SA Health guidance

Need some more information on the safe use and disposal of PPE?
Find out more at sahealth.sa.gov.au

20 August 2021

sahealth.sa.gov.au



Government of South Australia
SA Health