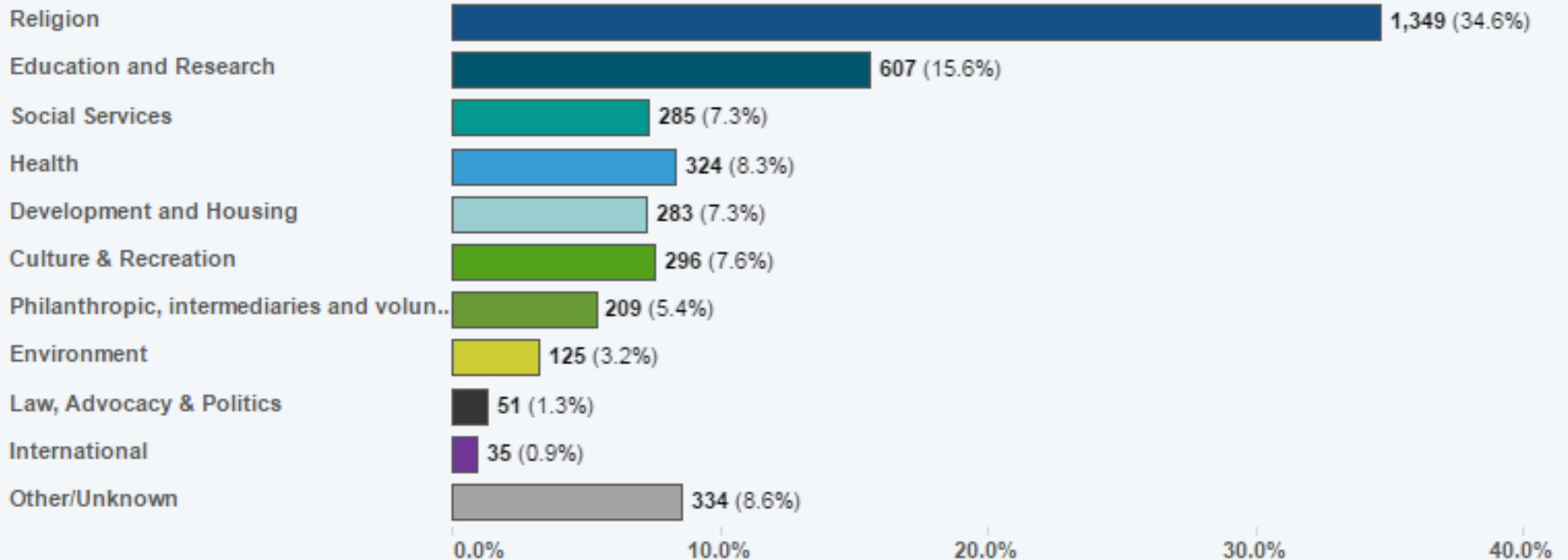






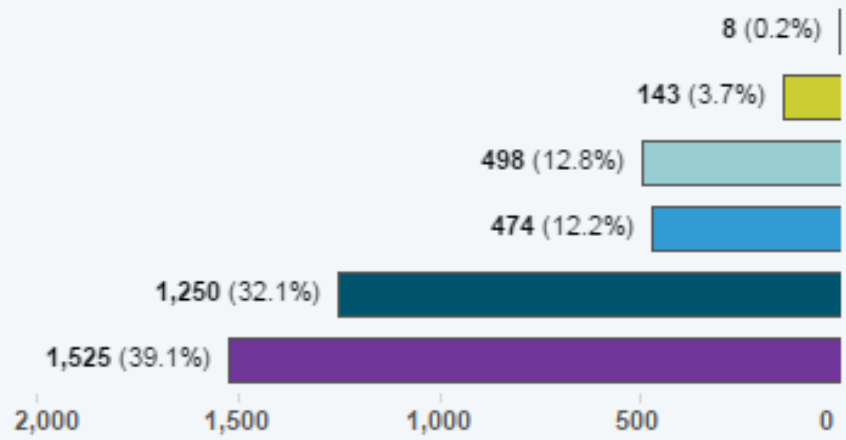
Number of Charities*	Total Income	Total Employees	Estimated Volunteers	With DGR Status
3,898	\$8.3b	85,237	219,021	35.1%

Number of Charities by Sector in All Income Size Segment 3,898

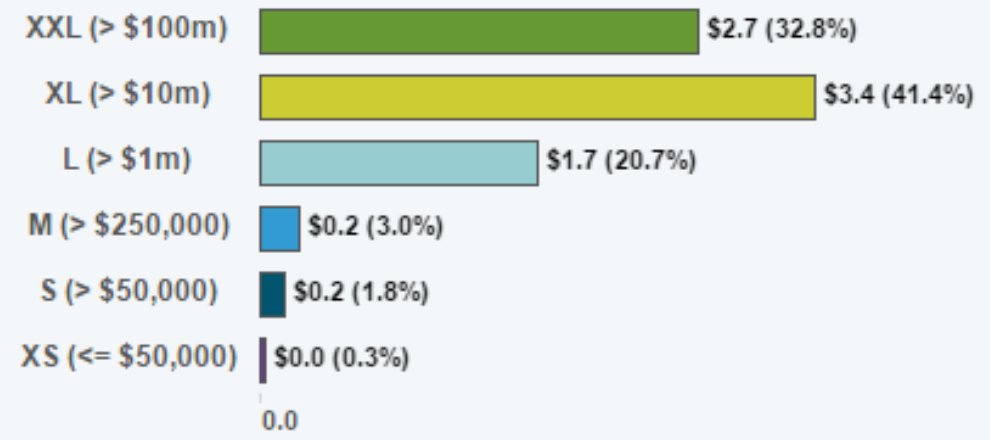


Source: <http://australiancharities.acnc.gov.au/visualisations/explore-all-charities/>

Number of Charities 3,898



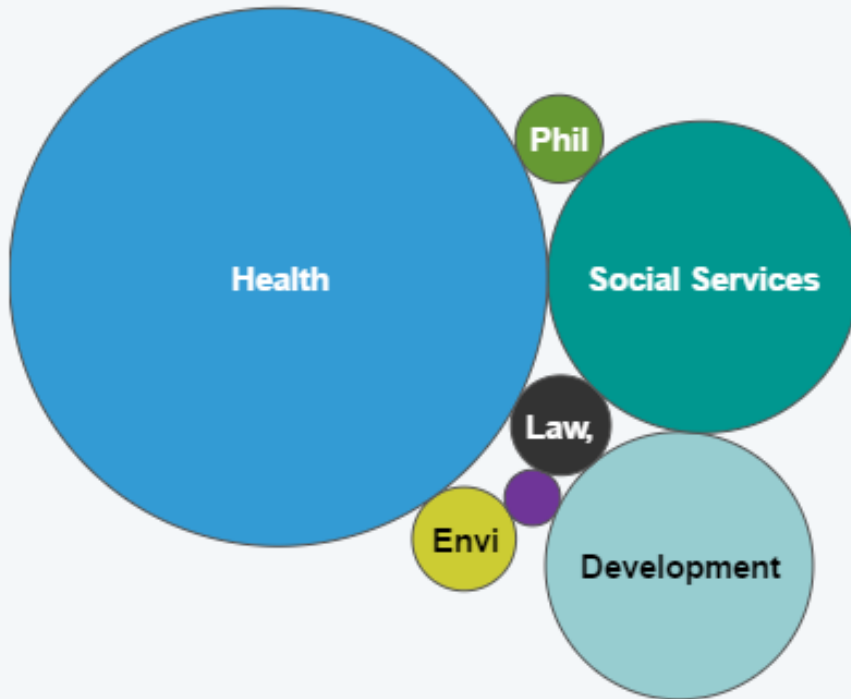
Total Income \$8.3b



Source: <http://australiancharities.acnc.gov.au/visualisations/explore-all-charities/>

Income by Sector Total Income \$3.714bn (n = 1,312)

The size of the circle represents the total income of Charities in each Sector. Hover mouse over circles to see details.



Income by Charity

The size of the circle represents the total income of each Charity. Hover mouse over circles to see details.



- Health
- Social Services
- Law, Advocacy & Politics
- Development and Housi...
- International
- Environment
- Philanthropic, intermedia...

Source: <http://australiancharities.acnc.gov.au/visualisations/explore-all-charities/>





Child Care



So here is the genuinely unrealised potential

Ensuring:

The thousands of charities & community services;

Who engage tens of thousands of people as workers and volunteers;

While supporting hundreds of thousands of vulnerable community members each day;

...are working in ways that enable every one of the people they have contact with, to develop and maintain the best health they possibly can!



Social Services by Alexei Talimonov