



Government of South Australia

Renmark Paringa District Health
Advisory Council Inc.

Renmark Paringa District Health Advisory Council Inc **2016-17 Annual Report**

Renmark Paringa District Health Advisory Council Inc

C/- Renmark Paringa District Hospital
Ral Ral Avenue, Renmark SA 5341

<http://www.sahealth.sa.gov.au/Renmark>

Contact phone number 08 8580 4100

Contact email Kelli.ramm@sa.gov.au

ISSN 1937-2562

Date presented to Minister: 22 September 2017

To:
Hon Peter Malinauskas MLC
Minister for Health
Minister for Mental Health and Substance Abuse

This annual report is presented to Parliament to meet the statutory reporting requirements of the *Public Sector Act 2009*, the *Public Finance and Audit Act 1987* and the *Health Care Act 2008* and meets the requirements of Premier and Cabinet Circular *PC013 Annual Reporting*.

This report is verified to be accurate for the purposes of annual reporting to the Parliament of South Australia.

Submitted on behalf of the Renmark Paringa District Health Advisory Council Inc
by:

Jane Pitt

Presiding Member

A handwritten signature in cursive script that reads "Jane Pitt".

21 September 2017

Contents

| | |
|--|-----------|
| Contents | 3 |
| Section A: Reporting required under the <i>Public Sector Act 2009</i>, the <i>Public Sector Regulations 2010</i> and the <i>Public Finance and Audit Act 1987</i> | 4 |
| Agency purpose or role | 4 |
| Objectives | 4 |
| Key strategies and their relationship to SA Government objectives | 4 |
| Agency programs and initiatives and their effectiveness and efficiency | 4 |
| Legislation administered by the agency | 4 |
| Organisation of the agency | 4 |
| Other agencies related to this agency (within the Minister’s area/s of responsibility) | 5 |
| Employment opportunity programs | 5 |
| Agency performance management and development systems | 5 |
| Occupational health, safety and rehabilitation programs of the agency and their effectiveness | 5 |
| Fraud detected in the agency | 6 |
| Strategies implemented to control and prevent fraud | 6 |
| Whistle-blowers’ disclosure | 6 |
| Executive employment in the agency | 6 |
| Consultants | 7 |
| Financial performance of the agency | 7 |
| Other information requested by the Minister(s) or other significant issues affecting the agency or reporting pertaining to independent functions..... | 8 |
| Section B: Reporting required under any other act or regulation | 9 |
| Health Care Act 2008 | 9 |
| Reporting required under the <i>Carers’ Recognition Act 2005</i> | 10 |
| Section C: Reporting of public complaints as requested by the Ombudsman. | 11 |
| Summary of complaints by subject | 11 |
| Complaint Outcomes | 11 |
| Appendix: Audited financial statements 2016-17 | 12 |

Section A: Reporting required under the *Public Sector Act 2009*, the *Public Sector Regulations 2010* and the *Public Finance and Audit Act 1987*

Agency purpose or role

The Health Advisory Council was established by the then Minister for Health and Ageing to undertake an advocacy role on behalf of the community and to provide advice in relation to health matters, amongst other functions.

The constitution is available at <http://www.sahealth.sa.gov.au/Renmark>

Objectives

The Health Advisory Council undertakes an advocacy role on behalf of the community.

Key strategies and their relationship to SA Government objectives

The Health Advisory Council undertakes an advocacy role on behalf of the community.

Agency programs and initiatives and their effectiveness and efficiency

The Health Advisory Council undertakes an advocacy role on behalf of the community.

Legislation administered by the agency

The Health Advisory Council undertakes an advocacy role on behalf of the community.

Organisation of the agency

Health Advisory Councils in country South Australia undertake an advocacy role on behalf of the community. The Country Health SA Local Health Network Health Advisory Council Inc (Governing Council) acts as an 'umbrella body' for other Health Advisory Councils, providing advice from a whole of country perspective.

Regional Presiding Member representatives also come together as the Presiding Member Panel to facilitate communication exchange between the local Health Advisory Councils and the Governing Council.

Membership of the Health Advisory Council can include:

- Up to eight community members
- Nominee of Local Government
- A local Member of Parliament or their nominee
- A medical practitioner member
- A worker from Country Health SA Local Health Network

A list of current members is available at:

<http://www.sahealth.sa.gov.au/Renmark>

Other agencies related to this agency (within the Minister's area/s of responsibility)

Country Health SA Local Health Network Inc

Country Health SA Local Health Network Health Advisory Council Inc (Governing Council)

Berri Barmera Health Advisory Council Inc

Coorong Health Service Health Advisory Council Inc

Loxton & Districts Health Advisory Council Inc

Mallee Health Service Health Advisory Council Inc

Mannum District Hospital Health Advisory Council Inc

Murray Bridge Soldiers' Memorial Hospital Health Advisory Council Inc

Waikerie & Districts Health Advisory Council Inc

Employment opportunity programs

The Health Advisory Council consists of volunteers who undertake an advocacy role on behalf of the community.

Agency performance management and development systems

The Health Advisory Council consists of volunteers who undertake an advocacy role on behalf of the community.

Occupational health, safety and rehabilitation programs of the agency and their effectiveness

The Health Advisory Council consists of volunteers who undertake an advocacy role on behalf of the community.

Fraud detected in the agency

| Category/nature of fraud | Number of instances |
|--------------------------|---------------------|
| Nil to report | 0 |

Strategies implemented to control and prevent fraud

Health Advisory Councils have specific functions and powers as defined in the *Health Care Act 2008* and the Constitution (for incorporated Health Advisory Councils or Rules (for non incorporated Health Advisory Councils), including actions that cannot be undertaken without the approval of the Minister.

Health Advisory Councils are instrumentalities of the Crown and subject to relevant Department of Treasury and Finance Treasurers Instructions.

The Constitutions / Rules identify the actions to be undertaken in the event of a conflict of interest. All declared conflicts of interest are reported to the Minister for Health through Country Health SA Local Health Network Inc.

Data for the past five years is available at:

<https://data.sa.gov.au/data/dataset/resources/country-health-sa-local-health-network>

Whistle-blowers' disclosure

Number of occasions on which public interest information has been disclosed to a responsible officer of the agency under the *Whistle-blowers' Protection Act 1993* 0

Data for the past five years is available at:

<https://data.sa.gov.au/data/dataset/resources/country-health-sa-local-health-network>

Executive employment in the agency

The Health Advisory Committee consists of volunteers who undertake an advocacy role on behalf of the community.

Data for the past five years is available at:

<https://data.sa.gov.au/data/dataset/resources/country-health-sa-local-health-network>

Consultants

The following is a summary of external consultants that have been engaged by the agency, the nature of work undertaken and the total cost of the work undertaken.

| Consultants | Purpose | Value |
|--|---------|-------|
| All consultancies below \$10,000 each | | |
| Nil | | 0 |
| Consultancies above \$10,000 each | | |
| Nil | | 0 |
| Total all consultancies | | 0 |
| Nil | | |

Data for the past five years is available at:

<https://data.sa.gov.au/data/dataset/resources/country-health-sa-local-health-network>

See also <https://www.tenders.sa.gov.au/tenders/index.do> for a list of all external consultancies, including nature of work and value. See also the Consolidated Financial Report of the Department of Treasury and Finance <http://treasury.sa.gov.au/> for total value of consultancy contracts across the SA Public Sector.

Financial performance of the agency

The following is a brief summary of the overall financial position of the agency. The information is unaudited. Full audited financial statements for 2016-17 are attached to this report.

Donations and proceeds from fundraising activities received by the Health Advisory Council are held in its Gift Fund Trust. Distributions made from this trust must be to or for the benefit of the local public health service. A minimum distribution from the fund must be made annually in order to comply with the Australian Taxation Office guidelines. The net assets of the Gift Fund Trust as at 30 June 2017 were \$23,000.

The Health Advisory Council is also the registered proprietor of various land and buildings utilised by the local health service. As at 30 June 2017 the net assets of the Health Advisory Council were \$17,551,000.

Other financial information

Nil to report.

Other information requested by the Minister(s) or other significant issues affecting the agency or reporting pertaining to independent functions

Nil to report.

Section B: Reporting required under any other act or regulation

Health Care Act 2008

Part 4 Health Advisory Councils, Division 2 Functions and Powers, 18 Functions

The Health Advisory Council acts as an advocate to promote the interests of the community. During the year, activities have included the following:

- Offering to local health service staff of a Health Advisory Council Bursary/Scholarship. Not taken up at this stage but remains open with promotion within the health unit and on the Health Advisory Council Facebook page.
- Funded a covered shelter to be built at Shiralee House Renmark, which conducts Community Health funded lifestyle and carer respite programs to eligible community members, following a bequest from an aged care resident.
- Obtained a grant from the Renmark Paringa District Council to purchase outdoor furniture to go under the new shelter at Shiralee House.
- Arranged for donation of cushions and plants from Bunnings in Berri to Shiralee House.
- Collaborated with Flinders University Rural Clinical School for a Music and Memory Program to be conducted in Residential Aged Care. Donated resources towards the Music and Memory Program.
- Conducted a stall at the Renmark Rose week opening in October 2016 where \$399 was fundraised from a raffle as well as promotion of the role of the Health Advisory Council via direct conversation with the community at the event and a brochure which was developed by the Presiding Member and Health Advisory Council members.
- Held a Fashion Parade fundraiser of which several Health Advisory Council members participated in and raised \$6333 (including \$3850 of anonymous donations) to spend on soft furnishings in aged care.
- Held pre-meeting education sessions for Health Advisory Council members on topics including Domestic Violence, benefits and use of Automatic External Defibrillators, Suicide Prevention and post suicide counselling, Changes to aged care and Community Home Support programs, National Disability Insurance Scheme, role of the Renmark Community Centre, South Australian Ambulance Service.
- The Presiding Member and several Health Advisory Council Members attended the Health Performance Council Focus group in May.
- Participated in the Riverland Mallee Coorong Regional Periodic Review from the consumer representative perspective.
- Raised concerns from the community in regards to the health service and aged care, where asked to by community members.
- Submitted an application to and participated in the Parliamentary Social Development Inquiry.
- Held a welcome evening for new and existing General Practitioners and their families.
- Held annual general meeting.
- Participated in the Riverland Combined Health Advisory Council Meeting on 16 March 2017

Reporting required under the *Carers' Recognition Act 2005*

Nil to report.

Section C: Reporting of public complaints as requested by the Ombudsman

Summary of complaints by subject

A whole of SA Health response is provided in the Department for Health and Ageing 2016-17 Annual Report, which can be accessed on the [SA Health website](#).

Data for the past five years is available at:

<https://data.sa.gov.au/data/dataset/resources/country-health-sa-local-health-network>

Complaint Outcomes

A whole of SA Health response is provided in the Department for Health and Ageing 2016-17 Annual Report, which can be accessed on the [SA Health website](#).

Appendix: Audited financial statements 2016-17

David Chant FCPA
Simon Smith FCPA
David Sullivan CPA
Jason Seidel CA
Renae Nicholson CA
Tim Muhlhausler CA
Aaron Coonan CA
Luke Williams CPA

**INDEPENDENT AUDITOR'S REPORT
TO THE MEMBERS OF THE
RENMARK PARINGA DISTRICT HEALTH ADVISORY COUNCIL INC. GIFT FUND TRUST**

Scope

Report on the Financial Report

We have audited the accompanying financial report of Renmark Paringa District Health Advisory Council Inc. Gift Fund Trust (the Gift Fund Trust), which comprises the statement of financial position as at 30 June 2017, the statement of comprehensive income, statement of changes in equity and statement of cash flows for the year then ended, notes comprising summary of significant accounting policies and other explanatory information, and the statement by the presiding member and operational finance manager.

Health Advisory Council's Responsibility for the Financial Report

The Gift Fund Trust is responsible for the preparation of the financial report that gives a true and fair view in accordance with the Health Care Act 2008, Treasurer's Instructions promulgated under the provisions of the Public Finance and Audit Act 1987, Department of Health Accounting Policies, applicable Accounting Standards and other mandatory professional reporting requirements in Australia. This includes responsibility for the maintenance of adequate accounting records and internal controls that are designed to prevent and detect fraud and error, and for the accounting policies and accounting estimates inherent in the financial report.

Auditor's Responsibility

Our responsibility is to express an opinion on the financial report based on our audit. We conducted our audit in accordance with Australian Auditing Standards. Those standards require that we comply with relevant ethical requirements relating to audit engagements and plan and perform the audit to obtain reasonable assurance whether the financial report is free from material misstatement.

An audit involves performing procedure to obtain audit evidence about the amounts and disclosures in the financial report. The procedures selected depend on the auditor's judgement, including the assessment of the risks of material misstatement of the financial report, whether due to fraud or error. In making those risk assessments, the auditor considers internal control relevant to the Gift Fund Trust's preparation of the financial report that gives a true and fair view in order to design audit procedures that are appropriate in the circumstances, but not for the purpose of expressing an opinion on the effectiveness of the Gift Fund Trust's internal control. An audit also includes evaluating the appropriateness of accounting policies used and the reasonableness of accounting estimates made by the Gift Fund Trust, as well as evaluating the overall presentation of the financial report.

We believe that the audit evidence we have obtained is sufficient and appropriate to provide a basis for our audit opinion.

Mount Gambier

233 Commercial Street West
PO Box 246, Mount Gambier SA 5290
DX 29044
P: (08) 8725 3068
F: (08) 8724 9553
E: admin@galpins.com.au

Stirling

Unit 4, 3-5 Mount Barker Road
PO Box 727, Stirling SA 5152
P: (08) 8339 1255
F: (08) 8339 1266
E: stirling@galpins.com.au

Norwood

3 Kensington Road, Norwood SA 5067
PO Box 4067, Norwood South SA 5067
P: (08) 8332 3433
F: (08) 8332 3466
E: norwood@galpins.com.au

W: www.galpins.com.au

ABN: 30 630 511 757

Liability limited by a scheme approved
under Professional Standards Legislation

Independence

In conducting our audit, we have complied with the independence requirements of Australian professional ethical pronouncements.

Audit Opinion

In our opinion, the financial report of Renmark Paringa District Health Advisory Council Inc. Gift Fund Trust presents fairly in accordance with Treasurer's Instructions promulgated under the provisions of the Public Finance and Audit Act 1987, Department of Health Accounting Policies, the Health Care Act 2008, applicable Accounting Standards and other mandatory professional reporting requirements in Australia, the financial position of Renmark Paringa District Health Advisory Council Inc. Gift Fund Trust as at 30 June 2017 and the results of its operations and its cash flows for the year then ended.

GALPINS ACCOUNTANTS, AUDITORS & BUSINESS CONSULTANTS



Tim Muhlhausler CA, Registered Company Auditor

Partner

8 / 9 / 2017

RENMARK PARINGA DISTRICT HEALTH ADVISORY COUNCIL INC GIFT FUND TRUST
 STATEMENT OF COMPREHENSIVE INCOME
 For the year ended 30 June 2017



| | Note | 2017 \$'000 | 2016 \$'000 |
|---------------------------------------|------|----------------|----------------|
| Expenses | | | |
| Grants and subsidies | 4 | 9 | 20 |
| Total expenses | | <u>9</u> | <u>20</u> |
| Income | | | |
| Other revenue | 5 | 10 | 2 |
| Total income | | <u>10</u> | <u>2</u> |
| Net cost of providing services | | (1) | 18 |
| Net result | | <u>1</u> | <u>(18)</u> |
| Total comprehensive result | | <u>1</u> | <u>(18)</u> |

The above statement should be read in conjunction with the accompanying notes.

RENMARK PARINGA DISTRICT HEALTH ADVISORY COUNCIL INC GIFT FUND TRUST
STATEMENT OF FINANCIAL POSITION
As at 30 June 2017



| | Note | 2017 \$ '000 | 2016 \$ '000 |
|-----------------------------|------|-----------------|-----------------|
| Current assets | | | |
| Cash and cash equivalents | 6 | 23 | 22 |
| Total current assets | | <u>23</u> | <u>22</u> |
| Total assets | | <u>23</u> | <u>22</u> |
| Total liabilities | | <u>-</u> | <u>-</u> |
| Net assets | | <u>23</u> | <u>22</u> |
| Equity | | | |
| Retained earnings | | <u>23</u> | <u>22</u> |
| Total equity | | <u>23</u> | <u>22</u> |

The above statement should be read in conjunction with the accompanying notes.

REMARK PARINGA DISTRICT HEALTH ADVISORY COUNCIL INC GIFT FUND TRUST
STATEMENT OF CHANGES IN EQUITY
For the year ended 30 June 2017



| | Note | Retained earnings \$ '000 | Total equity \$ '000 |
|---|------|---------------------------------|----------------------------|
| Balance at 30 June 2015 | | 40 | 40 |
| Net result for 2015-16 | | (18) | (18) |
| Total comprehensive result for 2015-16 | | (18) | (18) |
| Balance at 30 June 2016 | | 22 | 22 |
| Net result for 2016-17 | | 1 | 1 |
| Total comprehensive result for 2016-17 | | 1 | 1 |
| Balance at 30 June 2017 | | 23 | 23 |

The above statement should be read in conjunction with the accompanying notes.

RENMARK PARINGA DISTRICT HEALTH ADVISORY COUNCIL INC GIFT FUND TRUST
 STATEMENT OF CASH FLOWS
 For the year ended 30 June 2017



| | Note | 2017 \$ '000 | 2016 \$ '000 |
|--|------|-----------------|-----------------|
| Cash flows from operating activities | | | |
| Cash outflows | | | |
| Payments of grants and subsidies | | (10) | (20) |
| Cash used in operations | | <u>(10)</u> | <u>(20)</u> |
| Cash inflows | | | |
| GST recovered | | 1 | - |
| Other receipts | | 10 | 2 |
| Cash generated from operations | | <u>11</u> | <u>2</u> |
| Net cash provided by / (used in) operating activities | | <u>1</u> | <u>(18)</u> |
| Net increase/(decrease) in cash and cash equivalents | | 1 | (18) |
| Cash and cash equivalents at the beginning of the period | | 22 | 40 |
| Cash and cash equivalents at the end of the period | 6 | <u>23</u> | <u>22</u> |

The above statement should be read in conjunction with the accompanying notes.

1 Objectives of Renmark Paringa District Health Advisory Council Inc Gift Fund Trust

The Renmark Paringa District Health Advisory Council Inc Gift Fund Trust (the Trust) was established by virtue of a deed executed between the Department for Health and Ageing and the Renmark Paringa District Health Advisory Council Inc (the Trustee).

The Trust is a public ancillary fund and has been endorsed by the Australian Taxation Office as a Deductible Gift Recipient (DGR).

The Trust is established to:

- seek, collect and administer donations and bequests, to be used for the benefit of the local area health services that are DGRs
- undertake fundraising activities, the proceeds from which are to be used for the benefit of the local area health services that are DGRs

1.1 Reporting entity

The financial statements include all controlled activities of the Trust.

The Trust does not control any other entity and has no interests in unconsolidated structured entities.

2 Summary of significant accounting policies

2.1 Statement of compliance

These financial statements have been prepared in compliance with section 23 of the *Public Finance and Audit Act 1987*.

The financial statements are general purpose financial statements. The accounts have been prepared in accordance with relevant Australian Accounting Standards (Reduced Disclosure Requirements) and comply with Treasurer's Instructions and accounting policy statements promulgated under the provisions of the *Public Finance and Audit Act 1987*.

The Trust has applied Australian Accounting Standards that are applicable to not-for-profit entities, as the Trust is a not-for-profit entity.

2.2 Basis of preparation

The preparation of the financial statements requires:

- the use of certain accounting estimates and requires management to exercise its judgment in the process of applying the Trust's accounting policies. The areas involving a higher degree of judgment or where assumptions and estimates are significant to the financial statements are outlined in the applicable notes;
- accounting policies to be selected and applied in a manner which ensures that the resulting financial information satisfies the concepts of relevance and reliability, thereby ensuring that the substance of the underlying transactions or other events are reported; and
- compliance with Accounting Policy Statements issued pursuant to section 41 of the *Public Finance and Audit Act 1987*.

The financial statements have been prepared based on a 12 month period and are presented in Australian currency.

2.3 Comparative information

The presentation and classification of items in the financial statements are consistent with prior periods except where specific accounting standards and/or accounting policy statements have required a change, or as otherwise noted.

The restated comparative amounts do not replace the original financial statements for the preceding period.

2.4 Rounding

All amounts in the financial statements are rounded to the nearest thousand dollars (\$'000).

2.5 Taxation

The Trust is not subject to income tax but is liable for goods and services tax (GST).

Income, expenses and assets are recognised net of the amount of GST except:

- when the GST incurred on a purchase of goods or services is not recoverable from the Australian Taxation Office (ATO), in which case the GST is recognised as part of the cost of acquisition of the asset or as part of the expense item applicable; and
- receivables and payables, which are stated with the amount of GST included.

The net amount of GST recoverable from, or payable to, the ATO is included as part of receivables or payables in the Statement of Financial Position.

Cash flows are included in the Statement of Cash Flows on a gross basis, and the GST component of cash flows arising from investing and financing activities, which is recoverable from, or payable to, the ATO is classified as part of operating cash flows.

2.6 Events after the reporting period

Adjustments are made to amounts recognised in the financial statements, where an event occurs after 30 June and before the date the financial statements are authorised for issue, where those events provides information about conditions that existed at 30 June.

Note disclosure is made about events between 30 June and the date the financial statements are authorised for issue, where the events relate to a condition which arose after 30 June, and which may have a material impact on the results of subsequent years.

2.7 Current and non-current classification

The Trust has a clearly defined operating cycle of 12 months. Assets and liabilities that are to be sold, consumed or realised as part of the normal operating cycle even when they are not expected to be realised within 12 months after the reporting date have been classified as current assets or current liabilities. All other assets and liabilities are classified as non-current.

3 New and revised accounting standards and policies

The Trust did not voluntarily change any of its accounting policies during 2016-17.

4 Grants and subsidies

| | Note | 2017 \$'000 | 2016 \$'000 |
|-----------------------------------|------|----------------|----------------|
| Other | | 9 | 20 |
| Total grants and subsidies | | 9 | 20 |

5 Other revenues/income

| | 2017 \$'000 | 2016 \$'000 |
|-----------------------------|----------------|----------------|
| Donations | 6 | 2 |
| Other | 4 | - |
| Total other revenues | 10 | 2 |

6 Cash and cash equivalents

| | 2017 \$'000 | 2016 \$'000 |
|---|----------------|----------------|
| Cash at bank or on hand - non-government financial institutions | 23 | 22 |
| Total cash | 23 | 22 |

7 Financial instruments / financial risk management

7.1 Financial risk management

Risk management is managed by the Department for Health and Ageing's Risk and Assurance Services section and risk management policies are in accordance with the *Risk Management Policy Statement* issued by the Premier and Treasurer and the principles established in the *Australian Standard Risk Management Principles and Guidelines*.

The Trust's exposure to financial risk (liquidity risk, credit risk and market risk) is low due to the nature of the financial instruments held. There have been no changes in risk exposure since the last reporting period.

7.2 Categorisation of financial instruments

Details of the significant accounting policies and methods adopted including the criteria for recognition, the basis of measurement, and the basis on which income and expenses are recognised with respect to each class of financial asset, financial liability and equity instrument are disclosed in Note 2 or the respective financial asset / financial liability note.

The carrying amounts of each of the following categories of financial assets and liabilities: Held-to-maturity investments; receivables; and financial liabilities measured at cost are detailed below.

| Category of financial asset and financial liability | Notes | 2017 Carrying amount/ Fair value \$'000 | 2016 Carrying amount/ Fair value \$'000 |
|---|-------|---|---|
| Financial assets | | | |
| Cash and equivalent | | | |
| Cash and cash equivalents | 6 | 23 | 22 |
| Total financial assets | | 23 | 22 |

⁽¹⁾ Receivables and payables disclosed here exclude statutory receivables and payables such as GST receivables and payables.

8 Remuneration of Council members

The total remuneration received or receivable by members was nil. In accordance with the *Department of Premier and Cabinet Circular No. 016*, government employees did not receive any remuneration for council member duties during the financial year. Unless otherwise disclosed, transactions between members are on conditions no more favourable than those that it is reasonable to expect the entity would have adopted if dealing with the related party at arm's length in the same circumstances.

9 Related party transactions

The Trust is a government administrative unit and is wholly owned and controlled by the Crown.

Related parties of the Trust include all key management personnel and their close family members; all Cabinet Ministers and their close family members; and all public authorities that are controlled and consolidated into the whole of government financial statements and other interests of the Government.

Key Management Personnel

Key management personnel of the the Trust includes the Ministers, the Chief Executive of the Department, Chief Executive Officer of Country Health SA Local Health Network and the members of the Advisory Council.

There were no transactions with key management personnel and other related parties that require disclosure.

10 Events after balance date

The Trust is not aware of any material events occurring between the end of the reporting period and when the financial statements were authorised.

RENMARK PARINGA DISTRICT HEALTH ADVISORY COUNCIL INC GIFT FUND TRUST

CERTIFICATION OF THE FINANCIAL STATEMENTS


We certify that the:

- financial statements of Renmark Paringa District Health Advisory Council Inc Gift Fund Trust:
 - are in accordance with the accounts and records of the authority; and
 - comply with the relevant Treasurer's instructions; and
 - comply with the relevant accounting standards; and
 - present a true and fair view of the financial position of the authority at the end of the financial year and the result of its operations and cash flows for the financial year.
- Internal controls employed by Renmark Paringa District Health Advisory Council Inc Gift Fund Trust over its financial reporting and its preparation of the financial statements have been effective throughout the financial year.



Jane Pitt
Presiding Member of the Renmark Paringa District Health
Advisory Council Inc (the Trustee)

4 / 9 / 2017



Jamin Woolcock
Chief Finance Officer

5 / 9 / 2017

David Chant FCPA
Simon Smith FCPA
David Sullivan CPA
Jason Seidel CA
Renaë Nicholson CA
Tim Muhlhausler CA
Aaron Coonan CA
Luke Williams CPA

Mount Gambier

233 Commercial Street West
PO Box 246, Mount Gambier SA 5290
DX 29044
P: (08) 8725 3068
F: (08) 8724 9553
E: admin@galpins.com.au

Stirling

Unit 4, 3-5 Mount Barker Road
PO Box 727, Stirling SA 5152
P: (08) 8339 1255
F: (08) 8339 1266
E: stirling@galpins.com.au

Norwood

3 Kensington Road, Norwood SA 5067
PO Box 4067, Norwood South SA 5067
P: (08) 8332 3433
F: (08) 8332 3466
E: norwood@galpins.com.au

W: www.galpins.com.au

ABN: 30 630 511 757

Liability limited by a scheme approved
under Professional Standards Legislation

INDEPENDENT AUDITOR'S REPORT TO THE MEMBERS OF THE RENMARK PARINGA DISTRICT HEALTH ADVISORY COUNCIL INC.

Scope

Report on the Financial Report

We have audited the accompanying financial report of Renmark Paringa District Health Advisory Council Inc. (the Health Advisory Council), which comprises the statement of financial position as at 30 June 2017, the statement of comprehensive income, statement of changes in equity and statement of cash flows for the year then ended, notes comprising summary of significant accounting policies and other explanatory information, and the statement by the presiding member and operational finance manager.

Health Advisory Council's Responsibility for the Financial Report

The Health Advisory Council is responsible for the preparation of the financial report that gives a true and fair view in accordance with the Health Care Act 2008, Treasurer's Instructions promulgated under the provisions of the Public Finance and Audit Act 1987, Department of Health Accounting Policies, applicable Accounting Standards and other mandatory professional reporting requirements in Australia. This includes responsibility for the maintenance of adequate accounting records and internal controls that are designed to prevent and detect fraud and error, and for the accounting policies and accounting estimates inherent in the financial report.

Auditor's Responsibility

Our responsibility is to express an opinion on the financial report based on our audit. We conducted our audit in accordance with Australian Auditing Standards. Those standards require that we comply with relevant ethical requirements relating to audit engagements and plan and perform the audit to obtain reasonable assurance whether the financial report is free from material misstatement.

An audit involves performing procedure to obtain audit evidence about the amounts and disclosures in the financial report. The procedures selected depend on the auditor's judgement, including the assessment of the risks of material misstatement of the financial report, whether due to fraud or error. In making those risk assessments, the auditor considers internal control relevant to the Health Advisory Council's preparation of the financial report that gives a true and fair view in order to design audit procedures that are appropriate in the circumstances, but not for the purpose of expressing an opinion on the effectiveness of the Health Advisory Council's internal control. An audit also includes evaluating the appropriateness of accounting policies used and the reasonableness of accounting estimates made by the Health Advisory Council, as well as evaluating the overall presentation of the financial report.

We believe that the audit evidence we have obtained is sufficient and appropriate to provide a basis for our audit opinion.

Independence

In conducting our audit, we have complied with the independence requirements of Australian professional ethical pronouncements.

Audit Opinion

In our opinion, the financial report of Renmark Paringa District Health Advisory Council Inc. presents fairly in accordance with Treasurer's Instructions promulgated under the provisions of the Public Finance and Audit Act 1987, Department of Health Accounting Policies, the Health Care Act 2008, applicable Accounting Standards and other mandatory professional reporting requirements in Australia, the financial position of Renmark Paringa District Health Advisory Council Inc. as at 30 June 2017 and the results of its operations and its cash flows for the year then ended.

GALPINS ACCOUNTANTS, AUDITORS & BUSINESS CONSULTANTS



Tim Muhlhausler CA, Registered Company Auditor
Partner

8 / 9 / 2017

REMARK PARINGA DISTRICT HEALTH ADVISORY COUNCIL INC
STATEMENT OF COMPREHENSIVE INCOME
For the year ended 30 June 2017



| | Note | 2017 \$'000 | 2016 \$'000 |
|---------------------------------------|------|----------------|----------------|
| Expenses | | | |
| Depreciation expense | 5 | 625 | 584 |
| Total expenses | | <u>625</u> | <u>584</u> |
| Net cost of providing services | | 625 | 584 |
| Net result | | <u>(625)</u> | <u>(584)</u> |
| Total comprehensive result | | <u>(625)</u> | <u>(584)</u> |

The above statement should be read in conjunction with the accompanying notes.

RENMARK PARINGA DISTRICT HEALTH ADVISORY COUNCIL INC
 STATEMENT OF FINANCIAL POSITION
 As at 30 June 2017



| | Note | 2017 \$ '000 | 2016 \$ '000 |
|---------------------------------|------|-----------------|-----------------|
| Non-current assets | | | |
| Property, plant and equipment | 5 | 17,551 | 18,176 |
| Total non-current assets | | <u>17,551</u> | <u>18,176</u> |
| Net assets | | | |
| | | <u>17,551</u> | <u>18,176</u> |
| Equity | | | |
| Asset revaluation surplus | | 6,156 | 6,156 |
| Retained earnings | | 11,395 | 12,020 |
| Total equity | | <u>17,551</u> | <u>18,176</u> |

The above statement should be read in conjunction with the accompanying notes.

RENMARK PARINGA DISTRICT HEALTH ADVISORY COUNCIL INC
 STATEMENT OF CHANGES IN EQUITY
 For the year ended 30 June 2017



| | Asset revaluation surplus \$ '000 | Retained earnings \$ '000 | Total equity \$ '000 |
|---|--|---------------------------------|----------------------------|
| Balance at 30 June 2015 | 6,156 | 12,604 | 18,760 |
| Net result for 2015-16 | - | (584) | (584) |
| Total comprehensive result for 2015-16 | - | (584) | (584) |
| Balance at 30 June 2016 | 6,156 | 12,020 | 18,176 |
| Net result for 2016-17 | - | (625) | (625) |
| Total comprehensive result for 2016-17 | - | (625) | (625) |
| Balance at 30 June 2017 | 6,156 | 11,395 | 17,551 |

The above statement should be read in conjunction with the accompanying notes.

RENMARK PARINGA DISTRICT HEALTH ADVISORY COUNCIL INC
STATEMENT OF CASH FLOWS
For the year ended 30 June 2017



| | Note | 2017 \$ '000 | 2016 \$ '000 |
|--|------|-----------------|-----------------|
| Net cash provided by / (used in) operating activities | | - | - |
| Net cash provided by/(used in) investing activities | | - | - |
| Net cash provided by/(used in) financing activities | | - | - |
| Net increase/(decrease) in cash and cash equivalents | | - | - |
| Cash and cash equivalents at the beginning of the period | | - | - |
| Cash and cash equivalents at the end of the period | | - | - |

The above statement should be read in conjunction with the accompanying notes.

1 Objectives of Renmark Paringa District Health Advisory Council Inc

The Renmark Paringa District Health Advisory Council Inc (Advisory Council) was established under the Health Care Act 2008 (the Act) to undertake an advocacy role on behalf of the community, to provide advice, and to perform other functions as determined under the Act.

The Advisory Council is established to:

- advise on the health service needs, priorities and issues within the Local Area with particular emphasis upon those issues in the context of consumers of health services, carers and volunteers
- ascertain the health needs of the Community and the attitude of the Community to the development of health services within the Community
- advocate on behalf of the Community to support the planning and provision of health services as part of an integrated statewide health system for the benefit of the Community
- hold assets for the benefit, purposes and use of, the Health Unit(s) on terms and conditions determined or approved by the Minister
- undertake such other activities as the Advisory Council may determine for the benefit or support of health services in the Local Area

The functions of the Advisory Council are to contribute significantly to the improved overall health status of all people by acting as an advocate and providing advice about the provision of health services, health issues, goals, priorities, plans and other strategic initiatives both inside and outside the Local Area.

1.1 Reporting entity

The Advisory Council was established as an incorporated advisory council under the *Health Care Act 2008*.

The financial statements include all controlled activities of the Advisory Council.

The Advisory Council does not control any other entity and has no interests in unconsolidated structured entities.

2 Summary of significant accounting policies

2.1 Statement of compliance

These financial statements have been prepared in compliance with section 23 of the *Public Finance and Audit Act 1987*.

The financial statements are general purpose financial statements. The accounts have been prepared in accordance with relevant Australian Accounting Standards (Reduced Disclosure Requirements) and comply with Treasurer's Instructions and accounting policy statements promulgated under the provisions of the *Public Finance and Audit Act 1987*.

The Advisory Council has applied Australian Accounting Standards that are applicable to not-for-profit entities, as the Advisory Council is a not-for-profit entity.

2.2 Basis of preparation

The preparation of the financial statements requires:

- the use of certain accounting estimates and requires management to exercise its judgment in the process of applying the Advisory Council's accounting policies. The areas involving a higher degree of judgment or where assumptions and estimates are significant to the financial statements are outlined in the applicable notes;
- accounting policies to be selected and applied in a manner which ensures that the resulting financial information satisfies the concepts of relevance and reliability, thereby ensuring that the substance of the underlying transactions or other events are reported; and
- compliance with Accounting Policy Statements issued pursuant to section 41 of the *Public Finance and Audit Act 1987*.

The financial statements have been prepared based on a 12 month period and are presented in Australian currency.

2.3 Comparative information

The presentation and classification of items in the financial statements are consistent with prior periods except where specific accounting standards and/or accounting policy statements have required a change, or as otherwise noted.

The restated comparative amounts do not replace the original financial statements for the preceding period.

2.4 Rounding

All amounts in the financial statements are rounded to the nearest thousand dollars (\$'000).

2.5 Taxation

The Advisory Council is not subject to income tax but is liable for goods and services tax (GST).

Income, expenses and assets are recognised net of the amount of GST except:

- when the GST incurred on a purchase of goods or services is not recoverable from the Australian Taxation Office (ATO), in which case the GST is recognised as part of the cost of acquisition of the asset or as part of the expense item applicable; and
- receivables and payables, which are stated with the amount of GST included.

The net amount of GST recoverable from, or payable to, the ATO is included as part of receivables or payables in the Statement of Financial Position.

Cash flows are included in the Statement of Cash Flows on a gross basis, and the GST component of cash flows arising from investing and financing activities, which is recoverable from, or payable to, the ATO is classified as part of operating cash flows.

2.6 Events after the reporting period

Adjustments are made to amounts recognised in the financial statements, where an event occurs after 30 June and before the date the financial statements are authorised for issue, where those events provides information about conditions that existed at 30 June.

Note disclosure is made about events between 30 June and the date the financial statements are authorised for issue, where the events relate to a condition which arose after 30 June, and which may have a material impact on the results of subsequent years.

2.7 Current and non-current classification

The Advisory Council has a clearly defined operating cycle of 12 months. Assets and liabilities that are to be sold, consumed or realised as part of the normal operating cycle even when they are not expected to be realised within 12 months after the reporting date have been classified as current assets or current liabilities. All other assets and liabilities are classified as non-current.

2.8 Non-current assets

a. Acquisition and recognition of non-current assets

Non-current assets are initially recorded at cost or at the value of any liabilities assumed, plus any incidental cost involved with the acquisition. Non-current assets are subsequently measured at fair value after allowing for accumulated depreciation. Where assets are acquired at no value, or minimal value, they are recorded at their fair value in the Statement of Financial Position. Where assets are acquired at no or nominal value as part of a restructure of administrative arrangements, the assets are recorded at the value held by the transferor public authority prior to the restructure.

The Advisory Council capitalises all non-current tangible assets that it controls valued at or greater than \$10,000.

b. Depreciation and amortisation of non-current assets

All non-current assets, that have a limited useful life, are systematically depreciated over their useful lives in a manner that reflects the consumption of their service potential.

The useful lives and depreciation methods of all major assets held by the Advisory Council are reassessed on an annual basis.

Changes in expected useful life or the expected pattern of consumption of future economic benefits embodied in the asset are accounted for prospectively by changing the time period or method, as appropriate, which is a change in accounting estimate.

Land and non current assets held for sale are not depreciated.

Depreciation is calculated on a straight line basis over the estimated or revised remaining useful life of the following classes of assets as follows:

| <u>Class of asset</u> | <u>Useful life (years)</u> |
|----------------------------|----------------------------|
| Buildings and improvements | 40 - 80 |
| Site improvements | 40 - 80 |

c. Revaluation of non-current assets

All non-current tangible assets are valued at written down cost (a proxy for fair value)

The Advisory Council revalues all land, buildings and site improvements triennially via a Certified Practicing Valuer.

If at any time, management considers that the carrying amount of an asset greater than \$1 million materially differs from its fair value, then the asset will be revalued regardless of when the last valuation took place.

Non-current tangible assets that are acquired between revaluations are held at cost, until the next valuation, when they are revalued to fair value.

Revaluation increases and revaluation decreases relating to individual assets within a class of property, plant and equipment, are offset against one another within that class, but are not offset in respect of assets in different classes.

Any accumulated depreciation as at the revaluation date is eliminated against the gross carrying amounts of the assets and the net amounts are restated to the revalued amounts of the asset.

Upon disposal or derecognition, any asset revaluation surplus relating to that asset is transferred to retained earnings.

d. Impairment

The Advisory Council holds its property assets for their service potential (value in use). All non-current tangible assets are valued at fair value. Specialised assets would rarely be sold and typically any costs of disposal would be negligible, accordingly the recoverable amount will be close to or greater than fair value. The Advisory Council also expects for all other non-current tangible assets that any costs of disposal will be negligible, and the recoverable amount to be close to or greater than fair value.

2.9 Equity

The Advisory Council uses the asset revaluation surplus to record increments and decrements in the fair value of land and buildings to the extent that they offset one another. Relevant amounts are transferred to retained earnings when an asset is derecognised.

3 New and revised accounting standards and policies

The Advisory Council did not voluntarily change any of its accounting policies during 2016-17.

4 Depreciation expense

| | 2017 | 2016 |
|----------------------------|------------|------------|
| | \$'000 | \$'000 |
| Buildings and improvements | 625 | 584 |
| Total depreciation | 625 | 584 |

5 Property, plant and equipment

| | 2017 | 2016 |
|---|---------------|---------------|
| | \$'000 | \$'000 |
| Land and buildings | | |
| Land | 1,475 | 1,475 |
| Buildings and improvements | 17,337 | 17,337 |
| Accumulated depreciation - buildings and improvements | (1,261) | (636) |
| Total land, buildings and improvements | 17,551 | 18,176 |
| Total property, plant and equipment | 17,551 | 18,176 |

Valuation of land and buildings

An independent valuation of land and buildings, including site improvements, was performed in May 2015 by a Certified Practising Valuer from Liquid Pacific Holdings Pty Ltd, as at 1st June 2015.

The valuer arrived at the fair value of unrestricted land using the market approach. The valuation was based on recent market transactions for similar land and buildings (non-specialised) in the area and includes adjustment for factors specific to the land and buildings being valued such as size, location and current use.

The valuer used depreciated replacement cost for specialised land and buildings, due to there not being an active market for such land and buildings. The depreciated replacement cost considered the need for ongoing provision of government services; specialised nature of the assets, including the restricted use of the assets; the size, condition, location and current use of the assets. The valuation was based on a combination of internal records, specialised knowledge and the acquisition/transfer costs.

Impairment

There were no indications of impairment of property and infrastructure assets at 30 June 2017.

Resources received free of charge

There were no resources received free of charge during the reporting period.

Reconciliation of land and improvements

The following table shows the movement of land and improvements

2016-17

| | Land \$'000 | Buildings \$'000 | Total \$'000 |
|---|----------------|---------------------|-----------------|
| Carrying amount at beginning of the period | 1,475 | 16,701 | 18,176 |
| Depreciation | - | (625) | (625) |
| Carrying amount at the end of the period | 1,475 | 16,076 | 17,551 |

2015-16

| | Land \$'000 | Buildings \$'000 | Total \$'000 |
|---|----------------|---------------------|-----------------|
| Carrying amount at beginning of the period | 1,475 | 17,285 | 18,760 |
| Depreciation | - | (584) | (584) |
| Carrying amount at the end of the period | 1,475 | 16,701 | 18,176 |

6 Remuneration of Council members

The total remuneration received or receivable by members was nil. In accordance with the *Department of Premier and Cabinet Circular No. 016*, government employees did not receive any remuneration for council member duties during the financial year. Unless otherwise disclosed, transactions between members are on conditions no more favourable than those that it is reasonable to expect the entity would have adopted if dealing with the related party at arm's length in the same circumstances.

7 Related party transactions

The Advisory Council is a government administrative unit and is wholly owned and controlled by the Crown.

Related parties of the Advisory Council include all key management personnel and their close family members; all Cabinet Ministers and their close family members; and all public authorities that are controlled and consolidated into the whole of government financial statements and other interests of the Government.

Key Management Personnel

Key management personnel of the the Advisory Council includes the Ministers, the Chief Executive of the Department, Chief Executive Officer of Country Health SA Local Health Network and the members of the Advisory Council.

There were no transactions with key management personnel and other related parties that require disclosure.

8 Events after balance date


The Advisory Council is not aware of any material events occurring between the end of the reporting period and when the financial statements were authorised.

RENMARK PARINGA DISTRICT HEALTH ADVISORY COUNCIL INC

CERTIFICATION OF THE FINANCIAL STATEMENTS

We certify that the:


- financial statements of Renmark Paringa District Health Advisory Council Inc:
 - are in accordance with the accounts and records of the authority; and
 - comply with the relevant Treasurer's instructions; and
 - comply with the relevant accounting standards; and
 - present a true and fair view of the financial position of the authority at the end of the financial year and the result of its operations and cash flows for the financial year.
- Internal controls employed by Renmark Paringa District Health Advisory Council Inc over its financial reporting and its preparation of the financial statements have been effective throughout the financial year.



Jane Pitt

Presiding Member of the Renmark Paringa District Health
Advisory Council Inc

4 / 9 / 2017



Aamin Woolcock
Chief Finance Officer

5 / 9 / 2017